














Demographics






What community do you live in?

Anderson & Clear		20	10.6%
Cantwell		8	4.3%
Ferry		2	1.1%
Healy		93	49.5%
McKinley Village & Carlo Creek		50	26.6%
Other: in borough		11	5.9%
Other: in state		4	2.1%
Total		188	n = 188







How old are you?

19 or younger		8	4.5%
20 to 29		15	8.4%
30 to 39		51	28.7%
40 to 49		41	23.0%
50 to 59		29	16.3%
60 to 69		28	15.7%
70 or older		6	3.4%
Total		178	n = 178














What best describes your residence in the borough?

Year round		139	78.5%
Part year		27	15.3%
Summer only		6	3.4%
Other		5	2.8%
Total		177	n = 177

How long have you lived in the borough?

<1 years		6	3.4%
1 to 5 years		29	16.3%
6 to 10 years		34	19.1%
11 to 20 years		48	27.0%
20+ years		61	34.3%
Total		178	n = 178

What is your profession or work experience?

Mining & natural resources		6	3.4%
Transportation & Utilities		12	6.7%
Health care & social services		10	5.6%
Tourism & hospitality		45	25.3%
Education		34	19.1%
Government		69	38.8%
Tribal & Native corporation		1	0.6%
Self-employed		34	19.1%
Manage household, family		11	6.2%
No work experience		7	3.9%
Retired		4	2.2%
Other		5	2.8%
Total		178	n = 178

Where are we now? Current conditions

What do you like about living in the borough?

Access to outdoors & wilderness	136	73.5%
Access to hunting & fishing	45	24.3%
Rural lifestyle	108	58.4%
Sense of community	110	59.5%
Business & job opportunities	16	8.6%
Good place to raise family	52	28.1%
Good schools	27	14.6%
Limited government	41	22.2%
Other	4	2.2%
Total	185	n = 185

What would you like to see improved?

More economic opportunities	40	21.6%
More year-round businesses, jobs	56	30.3%
Lower cost of living	53	28.6%
More land available for growth	55	29.7%
More planning & regulation	80	43.2%
More public services	60	32.4%
Safe transportation options	90	48.6%
Other	25	13.5%
Total	185	n = 185

What changes have you noticed? (open ended)

Main categories of responses: top three in bold

Positive: more or better services	11
Positive: economic growth	10
Positive: transportation safety	7
Positive: community-minded	8
Positive: other comments	1
Negative: impacts of seasonal tourism businesses, employees, visitors	49
Negative: other comments. Includes closure of clinic, littering and trash, damage to trails by ATVs	42
Negative: impacts of businesses, new residents on residential neighborhoods	29
Negative: tight housing market, short-term rentals	17
Negative: damage to or lack of maintenance of roads, trails, undeveloped lands	15
Negative: lack of services or poor quality of	11
Negative: cost of living	3
	n = 118

Where are we going? Future priorities











How important is each of the following for the community?

	Top priority!	Very important	Somewhat important	Not important	Unsure	Total
Protect quality of life	97	58	14	3	3	175
Protect neighborhoods	87	51	30	6	0	174
Protect wilderness, environment	111	40	21	4	0	176
Visual & scenic quality	93	56	19	6	0	174
Open undeveloped lands	17	39	62	51	7	176
Transportation: better roads	17	32	73	47	5	174
Transportation: better trails	47	59	44	25	0	175
Attract more residents	12	21	40	97	6	176
Promote economic growth	31	50	55	36	2	174

n = 179

Where are we going? Future priorities

What future developments would you like to see?

Town center		48	27.3%
More housing options		65	36.9%
Senior housing and services		19	10.8%
Parking lots with shuttles		12	6.8%
More bike & pedestrian paths		124	70.5%
Recreation or community center		88	50.0%
More recreational trails		59	33.5%
More businesses near park entrance		22	12.5%
Other		20	11.4%
Total		176	n = 176

What are your hopes and concerns for the borough's future? (open ended)

Main categories of responses: top five in bold

Quality of schools, retaining students	3
Public services: water, sewer, public safety, health care, emergency services	23
Economic future: uncertainty about coal, LNG project, need for more diverse jobs	32
Regulation: less needed, more needed, impacts on residents, mixed opinions on taxation	27
Environment: protect wilderness, protect water and air quality, maintain character as wild place	25
Tourism: concern about future growth, impacts on Healy, impacts on borough overall, costs to residents, concern about becoming seasonal-only or tourism-dominated community	15
Housing: need more worker housing, concern about short term rentals, more land for housing	9
Roads, trails and safety: better bike & ped infrastructure, road maintenance, mixed opinions on building new roads	7
Growth: limited or slow growth, no growth, concerns about unchecked growth, concerns about sustainability and how to pay for more services, concerns about impacts on current lifestyle or community character	57
Community character: maintain rural/small town life, keep community bonds, maintain "off the grid" feel, promote community relations	33
Other comments: includes more options for food and grocery, emergency services, health care services, waste management	17
	n = 131